



EXECUTIVE SUMMARY

January 31, 2022

COVID Data: Rockingham County as reported by State of NH in coordination with the NH DPHS "Indoor Face mask Recommendation"

Data as of	Test positivity Rate (Last 7 days) Minimal= <5% Moderate= 5-10% Substantial=>10%	Rate of new cases per 100K Population (last 14 days). Minimal= <50 Moderate=50-100 Substantial = >100	State identified 'Level of Community Transmission'
1/31/22	16.7%	1532.8	Substantial

<https://www.covid19.nh.gov/dashboard>

COVID Data: Cases within the facility* as reported by District Administration in coordination with the NH DPHS "Indoor Face mask Recommendation"

# of Cases/ Cluster within last 14 days	Atkinson Academy	Danville School	Pollard School	Sandown Central / TLC	Sandown North	TRHS	TRMS	Total in District schools
1/17/22- 1/31/22	15 cases (12 students, 3 staff)	15 cases (12 students, 3 staff; 1 cluster)	13 cases (12 students, 1 staff; 1 cluster)	6 cases (5 students, 1 staff)	19 cases (19 students, 0 staff; 4 clusters, 1 outbreak)	26 cases (22 students, 4 staff, 4 clusters, 1 outbreak)	26 cases (22 students, staff, 4 clusters, 1 outbreak)	120 cases (104 students, 16 staff, 13 clusters, 3 outbreak)

*Please note that these numbers reflect the number of TRSD students and staff that are COVID positive and may not necessarily have been in the facility during this time period.

NH DPHS INDOOR FACE MASK RECOMMENDATION				
		Level of Community Transmission		
		Minimal	Moderate	Substantial
Cases within facility	Sporadic cases without facility transmission	Optional*	Optional*	Universal†
	Single Cluster	Targeted	Targeted	Universal†
	Multiple clusters or a larger outbreak	Universal†	Universal†	Universal†

*Face mask still recommended for people who want maximal protection for themselves or others (e.g. a household member who is unvaccinated or medically vulnerable).

†Exceptions can be made for classrooms/ schools that have achieved a high (>80%) vaccination rate, or where other prevention measures can be strictly implemented (e.g. 6 feet of physical distancing).



NH School Administrative Unit 106 | Timberlane Regional School District

30 Greenough Road, Plaistow, NH 03865 Voice: (603) 382-6119 Fax: (603) 382-3334

Timberlane.net

@TimberlaneRegional

@TimberlaneRSD

@TimberlaneRSD

COVID Data: County and Local towns as reported by State of NH and to inform TRSD stakeholders.

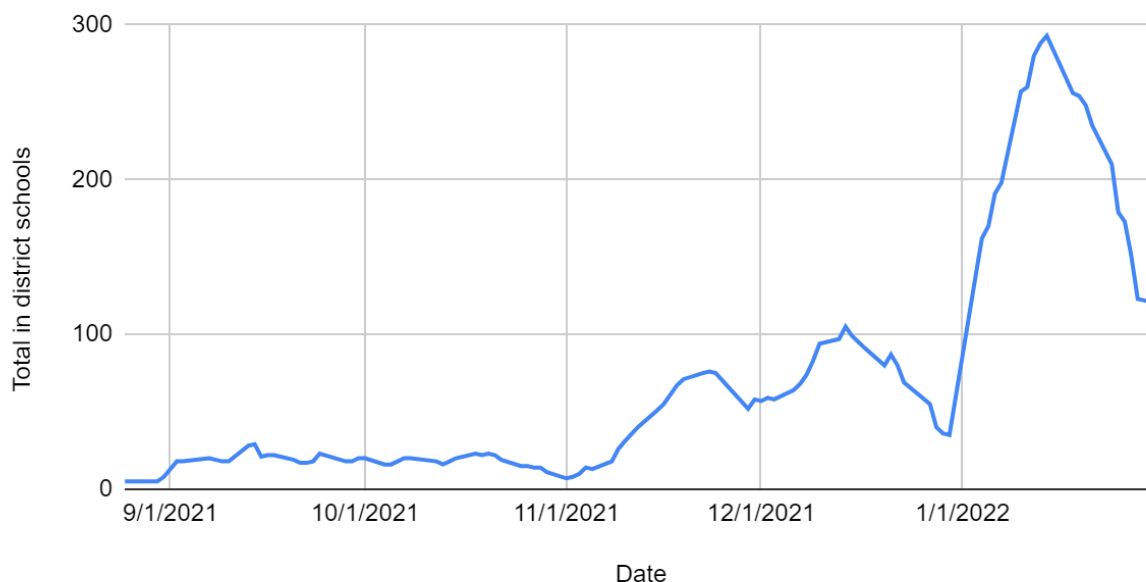
	Data as of 1/31/22				
Geographical Distribution	PCR test positivity rate (last 7 days)	Antigen and PCR test positivity rate (last 7 days)	Rate of new cases per 100K Population (last 14 days).	Active Cases Total #	Percentage of individuals fully vaccinated
Atkinson	12.6%	14.5%	1337	28	52.2%
Danville	16.1%	22.5%	1848	30	43.9%
Plaistow	16.2%	17.9%	1810	46	42.5%
Sandown	16.8%	17.2%	1238	28	45.2%
Total 4 towns	15.5%	18.0%	1558.3	132	46.0%
Rockingham County	14.4%	16.7%	1532.8	1762	55.2%

* "Data Suppressed: This metric is not currently available at this time" per NH State

** "Rate Not Calculated: For towns with cumulative cases between 1-25 in the last 14 days, data limited to protect the privacy of the infected." Per NH State.

UA- Data unavailable from state website

Total cases associated with district schools over the past 14 days





NH School Administrative Unit 106 | Timberlane Regional School District

30 Greenough Road, Plaistow, NH 03865 Voice: (603) 382-6119 Fax: (603) 382-3334

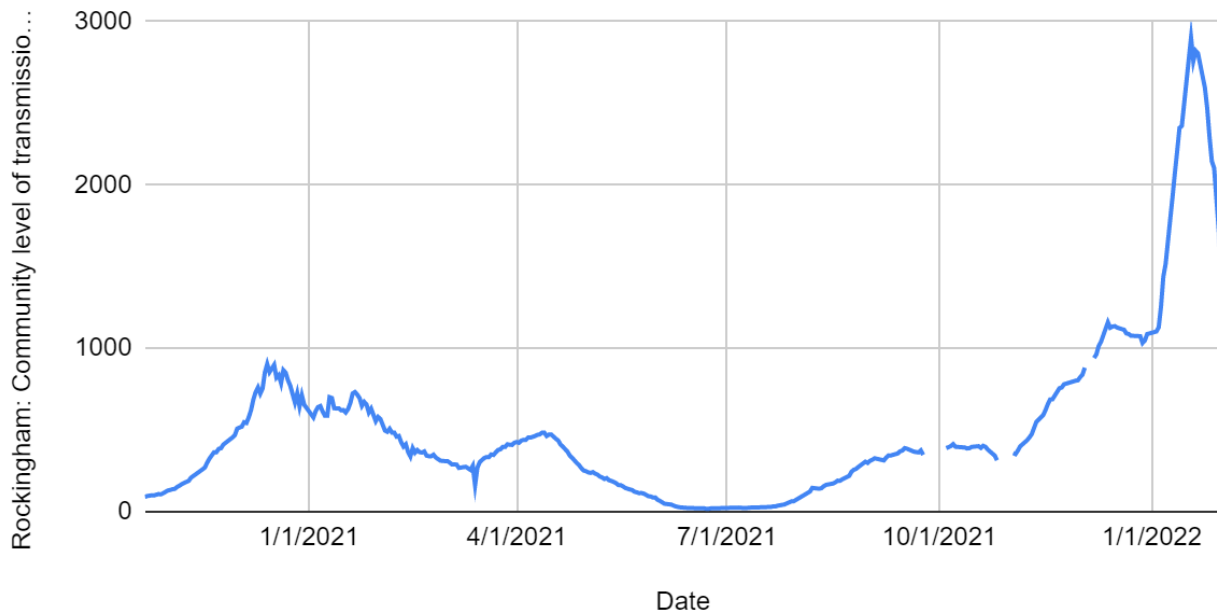
Timberlane.net

@TimberlaneRegional

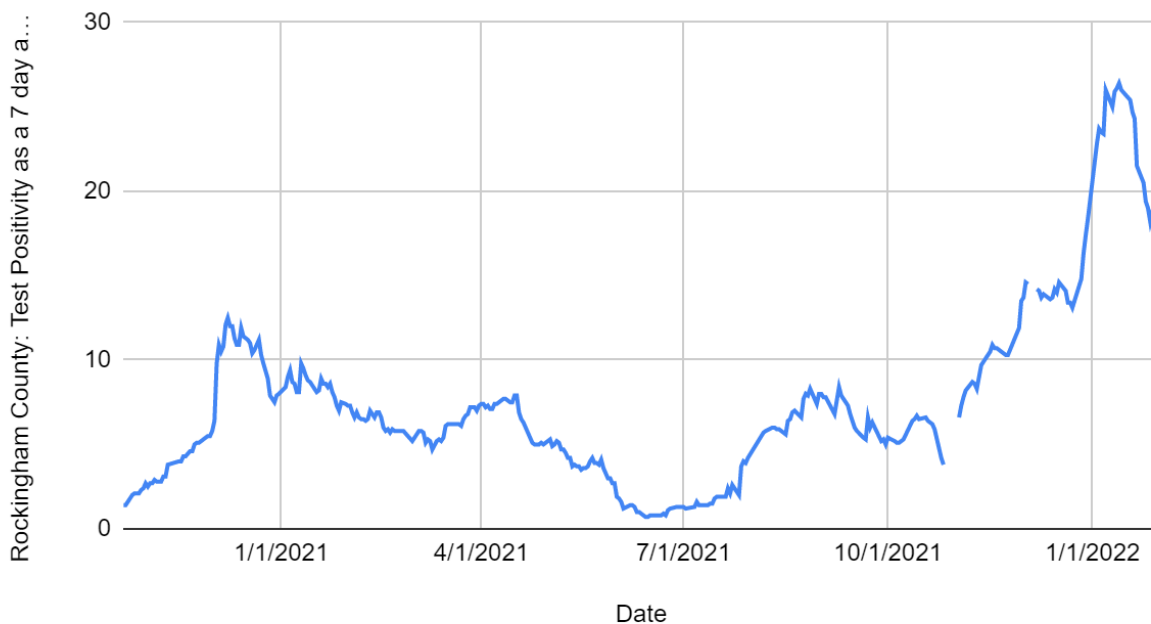
@TimberlaneRSD

@TimberlaneRSD

Rockingham: Community level of transmission- new cases per 100k pop. 14 day avg.



Rockingham County: Test Positivity as a 7 day average





Active cases in Atkinson (maximum), Active cases in Danville (maximum), Active cases in Plaistow (maximum), Active Cas...

