



EXECUTIVE SUMMARY

May 4, 2022

COVID Data: Rockingham County as reported by State of NH.

| Data as of | Test positivity Rate (Last 7 days) Minimal= <5% Moderate= 5-10% Substantial=>10% | Rate of new cases per 100K Population (last 14 days). Minimal= <50 Moderate=50-100 Substantial = >100 | State identified 'Level of Community Transmission' |
|------------|----------------------------------------------------------------------------------------------|----------------------------------------------------------------------------------------------------------------------|----------------------------------------------------------|
| 5/4/22 | 11.2% | 384.8 | Substantial |

<https://www.covid19.nh.gov/dashboard>

COVID-19 Community Level as reported by Centers for Disease Control (CDC). [COVID-19 Community](#)

[Levels](#) are a new tool to help communities decide what prevention steps to take based on the latest data. Levels can be low, medium, or high and are determined by looking at hospital beds being used, hospital admissions, and the total number of new COVID-19 cases in an area. Take precautions to protect yourself and others from COVID-19 based on the COVID-19 Community Level in your area.

5/4/2022 In Rockingham County, NH, community level is **MEDIUM**.

| Low | Medium | High |
|-----------------------------------------------------------------------------------------------------------------------------------------------------------------------------------------|-----------------------------------------------------------------------------------------------------------------------------------------------------------------------------------------------------------------------------------------------------------------------------------------------------------------------------------------------------------------|-----------------------------------------------------------------------------------------------------------------------------------------------------------------------------------------------------------------------------------------------------------------------------------------------------------------------------------------------------------|
| <p>SUGGESTIONS:</p> <ul style="list-style-type: none"> -Stay up to date with COVID-19 vaccines -Get tested if you have symptoms | <p>SUGGESTIONS:</p> <ul style="list-style-type: none"> -If you are at high risk for severe illness, talk to your healthcare provider about whether you need to wear a mask and take other precautions -Stay up to date with COVID-19 vaccines -Get tested if you have symptoms | <p>SUGGESTIONS:</p> <ul style="list-style-type: none"> -Wear a mask indoors in public -Stay up to date with COVID-19 vaccines -Get tested if you have symptoms -Additional precautions may be needed for people at high risk for severe illness |

COVID Data: Cases within the facility* as reported by District Administration in coordination with the NH DPHS "Indoor Face mask Recommendation"

| # of Cases/ Cluster within last 14 days | Atkinson Academy | Danville School | Pollard School | Sandown Central / TLC | Sandown North | TRHS | TRMS | Total in District schools |
|--------------------------------------------------|-------------------------------------|-------------------------------------|-------------------------------------|------------------------------------|-------------------------------------|-------------------------------------|-----------------------------------------|------------------------------------|
| 4/20/22- 5/4/22 | 5 cases (5 students, 0 staff) | 2 cases (2 students, 0 staff) | 6 cases (6 students, 0 staff) | 0 cases (0 student, 0 staff) | 5 cases (5 students, 0 staff) | 4 cases (2 students, 2 staff) | 10 cases (8 students, 2 staff) | 32 cases (28 students, 4 staff) |

*Please note that these numbers reflect the number of TRSD students and staff that are COVID positive and may not necessarily have been in the facility during this time period. These numbers are reported to nurses by families who may be reporting positive cases using at home testing. Therefore, these numbers may not reflect town numbers as reported on the state website which do not include home tests in the reporting numbers.



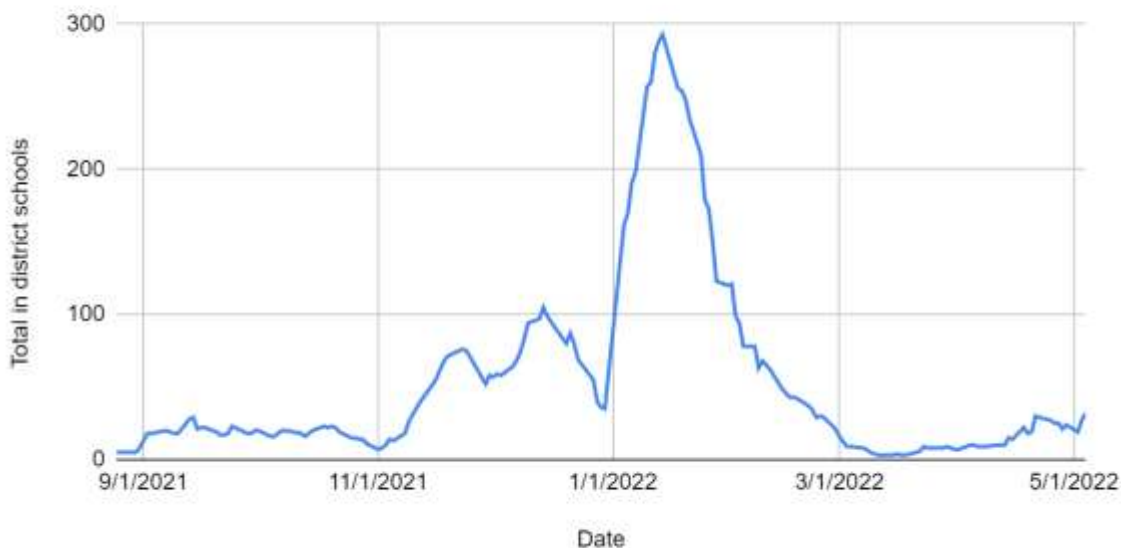
COVID Data: County and Local towns as reported by State of NH and to inform TRSD stakeholders.

| Data as of 5/4/22 | | | | | |
|---------------------------|----------------------------------------|----------------------------------------------------|-------------------------------------------------------|----------------------|--------------------------------------------|
| Geographical Distribution | PCR test positivity rate (last 7 days) | Antigen and PCR test positivity rate (last 7 days) | Rate of new cases per 100K Population (last 14 days). | Active Cases Total # | Percentage of individuals fully vaccinated |
| Atkinson | 12.5% | 12.5% | Rate Not Calculated** | 15 | 56.7% |
| Danville | Suppressed* | Suppressed* | Rate Not Calculated** | 5 | 49.8% |
| Plaistow | 16.4% | 18.9% | 465 | 22 | 48.8% |
| Sandown | 7.8% | 10.7% | Rate Not Calculated** | 8 | 51.0% |
| Total 4 towns | Unable to Calculate | Unable to Calculate | Unable to Calculate | 50 | 51.6% |
| Rockingham County | 10.2% | 11.3% | 384.8 | 690 | 61.8% |

* "Data Suppressed: For towns with metric counts between 1-4, data limited to protect the privacy of individuals.
 ** "Rate Not Calculated: For towns with cumulative cases between 1-25 in the last 14 days, data limited to protect the privacy of the infected." Per NH State.

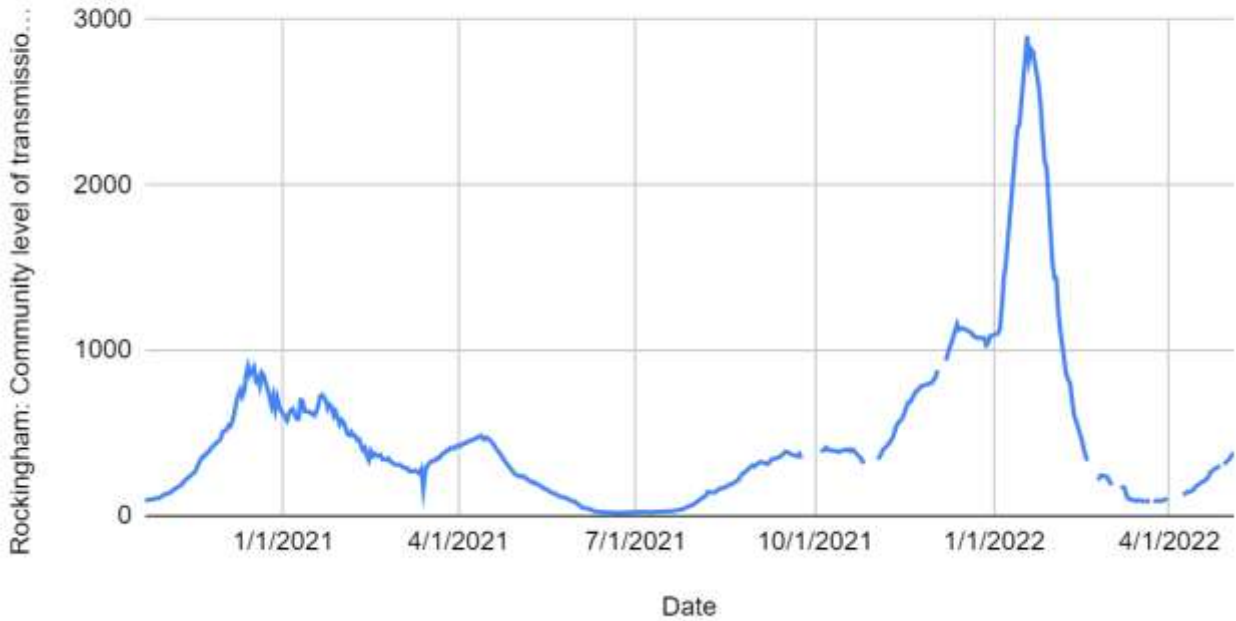
UA- Data unavailable from state website

Total cases associated with district schools over the past 14 days

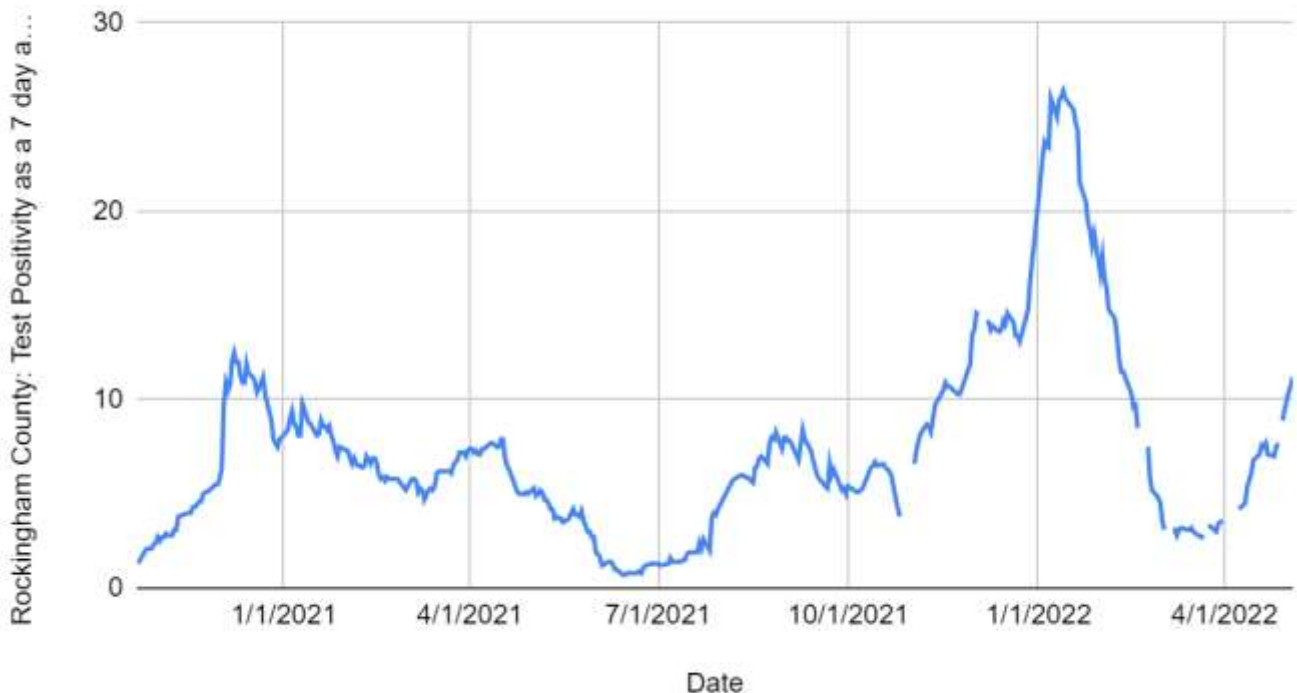




Rockingham: Community level of transmission- new cases per 100k pop. 14 day avg.



Rockingham County: Test Positivity as a 7 day average





NH School Administrative Unit 106 | Timberlane Regional School District

30 Greenough Road, Plaistow, NH 03865 Voice: (603) 382-6119 Fax: (603) 382-3334

Timberlane.net

@TimberlaneRegional

@TimberlaneRSD

@TimberlaneRSD

Active cases in Atkinson (maximum), Active cases in Danville (maximum), Active cases in Plaistow (maximum), Active Cases in Sandown (maximum) and Max total in the four towns

