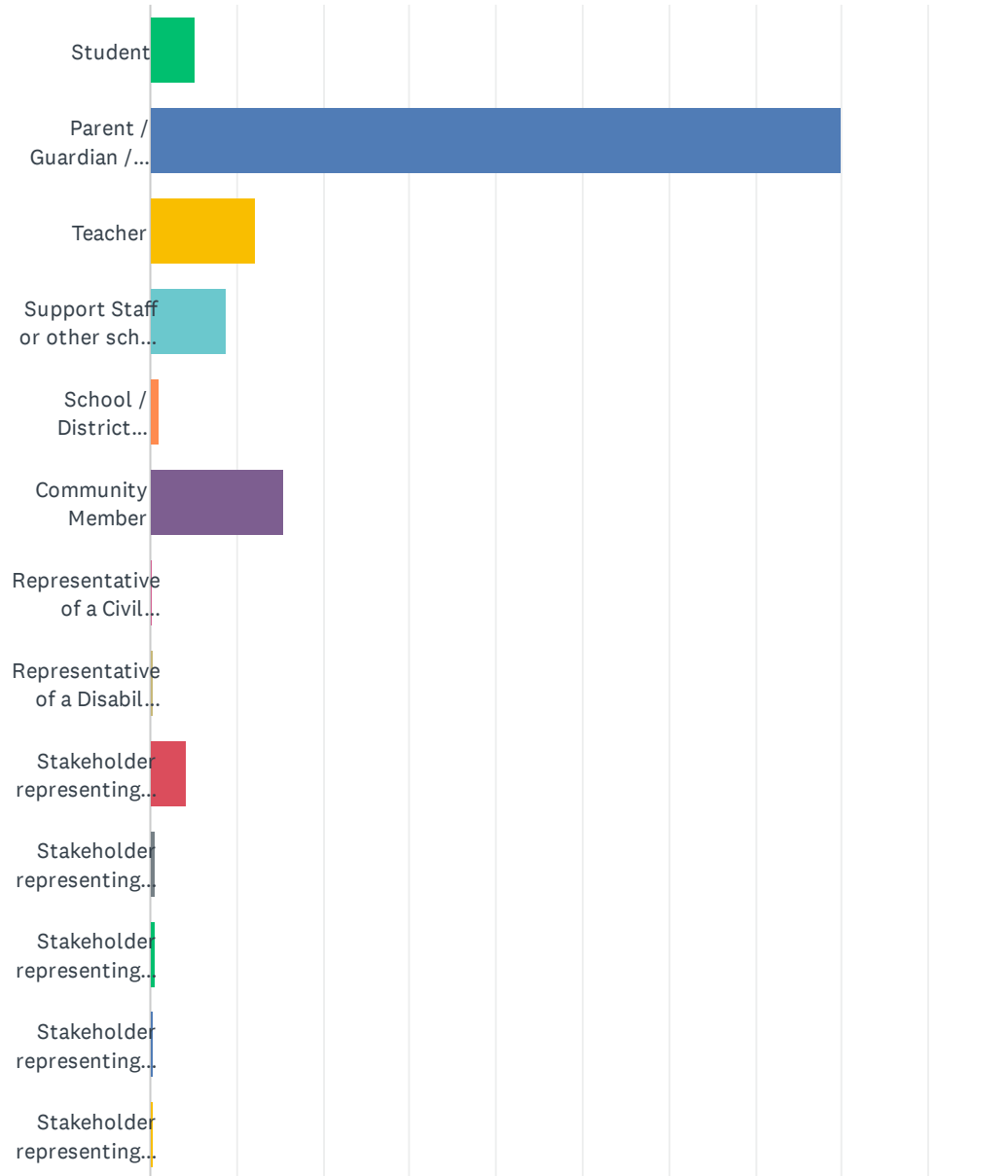
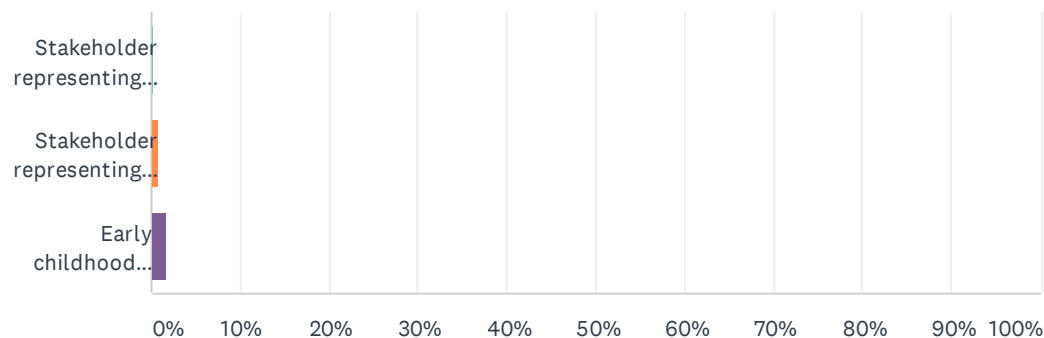


Q1 Which stakeholder group(s) best describe you (check all that apply):

Answered: 1,133 Skipped: 3



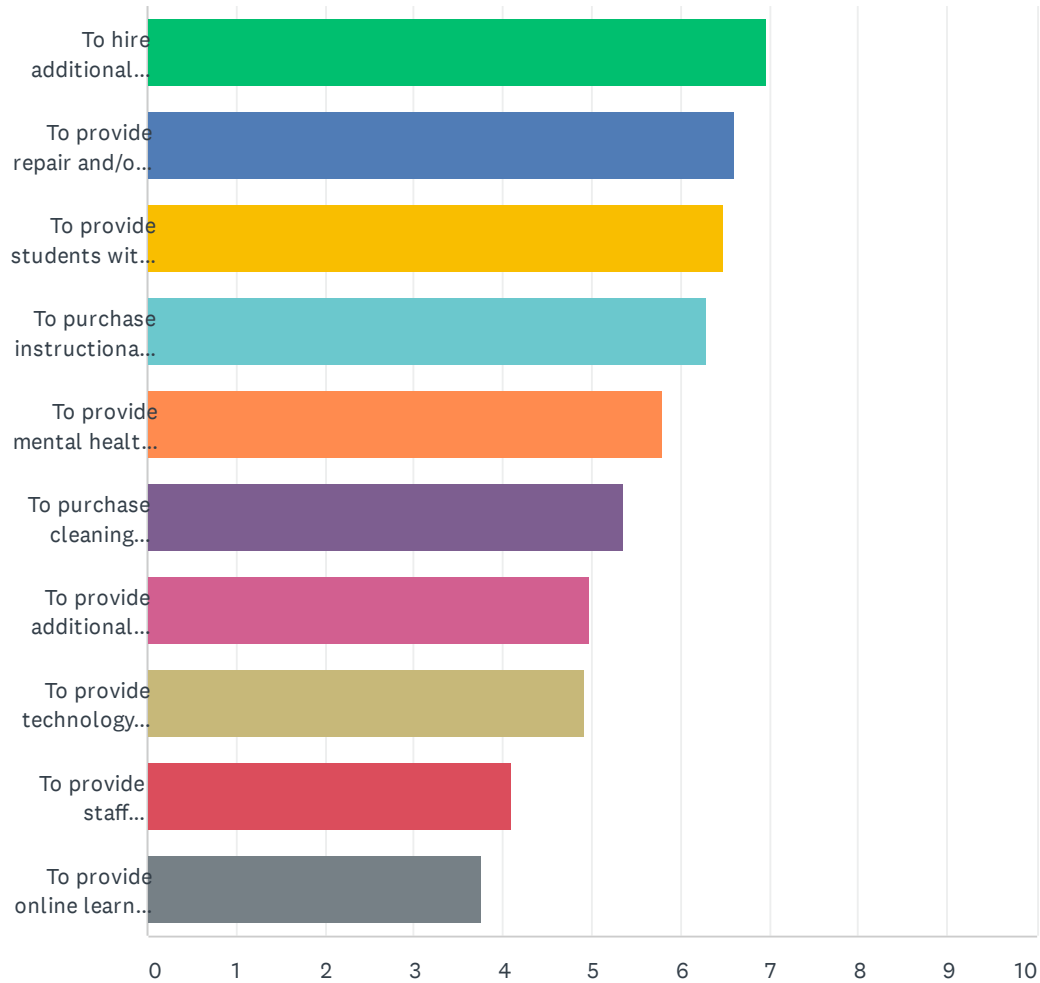
ESSER III Stakeholder Survey



ANSWER CHOICES	RESPONSES	
Student	5.30%	60
Parent / Guardian / Family	79.88%	905
Teacher	12.09%	137
Support Staff or other school district employee	8.74%	99
School / District Administrator	1.15%	13
Community Member	15.45%	175
Representative of a Civil Rights Organization	0.26%	3
Representative of a Disability Rights Organization	0.44%	5
Stakeholder representing the interests of students with disabilities	4.15%	47
Stakeholder representing the interests of students who speak English as a second language	0.53%	6
Stakeholder representing the interests of children experiencing homelessness	0.53%	6
Stakeholder representing the interests of children in foster care	0.35%	4
Stakeholder representing the interests of migratory students	0.35%	4
Stakeholder representing the interests of children who are incarcerated	0.26%	3
Stakeholder representing the interests of underserved students	0.79%	9
Early childhood education provider and/or family	1.59%	18
Total Respondents: 1,133		

Q2 The following are options under the American Rescue Plan on which we may spend our ESSER III funds. What do you feel should be the district's top priorities? Please rank the list in order of Most (1) to Least (10) important.

Answered: 1,133 Skipped: 3



ESSER III Stakeholder Survey

	1	2	3	4	5	6	7	8	9	10	TOTAL	SCORE
To hire additional staff trained to help accelerate learning and reduce learning gaps for identified students	17.97% 196	17.05% 186	15.86% 173	12.56% 137	9.72% 106	7.52% 82	6.05% 66	5.87% 64	4.22% 46	3.21% 35	1,091	6.97
To provide repair and/or improve facilities including improved indoor air quality and help with crowding and capacity concerns	23.41% 257	11.75% 129	9.65% 106	9.02% 99	6.83% 75	11.20% 123	12.84% 141	6.38% 70	5.74% 63	3.19% 35	1,098	6.62
To provide students with disabilities various services that were disrupted due to COVID-19	9.71% 106	12.91% 141	15.11% 165	18.96% 207	11.90% 130	9.16% 100	7.88% 86	6.59% 72	4.58% 50	3.21% 35	1,092	6.48
To purchase instructional materials and curriculum to help with learning recovery efforts for students	10.63% 116	14.94% 163	13.75% 150	11.55% 126	12.65% 138	9.26% 101	8.52% 93	8.34% 91	6.05% 66	4.31% 47	1,091	6.29
To provide mental health counseling and wellness supports to students and staff as well as professional development (training) for staff in trauma-informed instructional practices	8.08% 88	8.82% 96	11.11% 121	11.02% 120	18.73% 204	10.10% 110	11.11% 121	8.82% 96	6.43% 70	5.79% 63	1,089	5.79
To purchase cleaning supplies to sanitize facilities, person protective equipment (PPE) and provide staff training on procedures.	6.12% 67	9.60% 105	7.68% 84	7.86% 86	12.80% 140	18.37% 201	12.43% 136	9.60% 105	8.14% 89	7.40% 81	1,094	5.35
To provide additional learning time such as additional school days or extended school hours (before and after school tutoring) to accelerate learning for students	14.22% 154	9.14% 99	6.56% 71	7.94% 86	4.89% 53	6.65% 72	7.20% 78	9.51% 103	10.43% 113	23.45% 254	1,083	4.97
To provide technology updates and improve infrastructure and connectivity	3.89% 43	7.59% 84	8.32% 92	8.41% 93	8.32% 92	11.93% 132	13.83% 153	22.33% 247	10.85% 120	4.52% 50	1,106	4.91
To provide staff development (training for teachers) on best practices to accelerate learning for students.	3.08% 34	5.17% 57	6.35% 70	6.71% 74	9.43% 104	8.88% 98	11.51% 127	11.42% 126	15.41% 170	22.03% 243	1,103	4.09
To provide online learning services/virtual instruction for families who want to continue learning from home	4.79% 53	4.07% 45	5.97% 66	5.97% 66	5.79% 64	6.33% 70	7.14% 79	10.22% 113	26.58% 294	23.15% 256	1,106	3.76